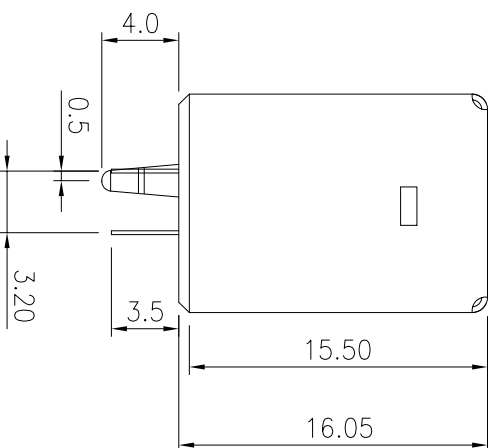
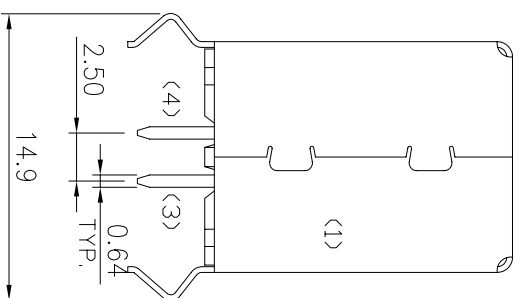
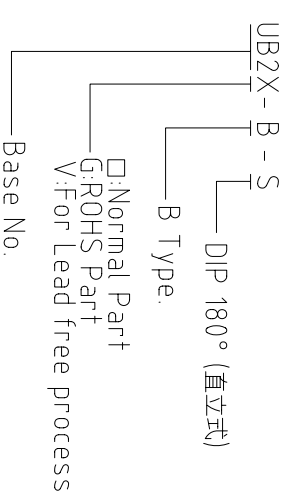


RECOMMENDED PCB LAYOUT

SPECIFICATION & FEATURE

Current Rating : 1.5A
 Insulator resistance : 1000 M Ωmin.
 (500C DC for 1 minutes.)
 Contact resistance : 30 m Ω max.
 Dielectric withstanding AC 500V for 1 minutes.
 Operating Temperature : -40°C ~+105°C.
 Insertion Force: 3.5 kg max.
 Extraction Force: 1 kg min.

HOW TO ORDER



NO.	NAME	DESCRIPTION	PLATING	Q'TY
1	SHELL	SPCC, 0.3mm THK.	NICKEL 80~120μ"	1
2	HOUSING	THERMOPLASTIC		1
3	TERMINAL	BRASS, 0.25mm THK.	HSLF-GOLD/TINKGOLD FLASH	2
4	TERMINAL	BRASS, 0.25mm THK.	HSLF-GOLD/TINKGOLD FLASH	2

MATERIAL		UNIT		DESCRIPTION:	
SEE NOTE		MM		USB B TYPE 180°	
DR.	KELLY	RE.	APP.	GENERAL TOLERANCE	SIZE
CHK.				0. ±.50	A4
				0.0 ±.30	SCALE
REV.	NEW RELEASE(F00055)	DATE	10/20/06*	0.0 ±.20	REV.
					A
					SHEET NO.

LONG CHU ELECTRONICS CO. LTD
龍竹企業股份有限公司